



Shown with optional trailer

**STANDBY
PRIME**

**20 kW
18 kW**

60 Hz

| Voltage | Standby kW (kVA) | Prime kW (kVA) |
|---------------|------------------|----------------|
| 208/120V 3 PH | 20 (25) | 18 (22.5) |
| 480/277V 3 PH | 20 (25) | 18 (22.5) |
| 240/120V 1 PH | 17 (17) | 16 (16) |

FEATURES

EPA TIER 4 AND CARB CERTIFIED FOR NON-ROAD MOBILE APPLICATIONS.

GENERATOR SET

- Heavy duty industrial Tier 4 EPA approved emissions certified diesel engine
- Complete system designed and built at ISO 9001 certified facility
- Factory tested to design specifications at full load conditions

ENGINE

- Governor, mechanical
- Electrical system, 12V DC
- Cartridge type filters
- Fuel/water separator
- Battery, rack and cables

GENERATOR

- Insulation system, class H
- Screen protected and drip-proof, self exciting, self-regulating with fully interconnected damper windings, IC06 cooling system and sealed-for-life bearings
- Electrical design in accordance with BS5000 Part 99, IEC60034-1, EN61000-6, NEMA MG-1.22

CONTROL SYSTEM

- Manual/Autostart control panel
- Vibration isolated, NEMA 1 enclosure with lockable hinged door
- DC and AC wiring harnesses

MULTI-VOLTAGE DISTRIBUTION PANEL

- Switchable voltage output:
 - 480/277V 3 phase
 - 208/120V 3 phase
 - 240/120V 1 phase
- Convenience receptacles
- Hinged door over main connectors
- NEMA 1 steel enclosure, vibration isolated

CIRCUIT BREAKER

- Dual, 3-pole with solid neutral, UL/CSA listed

MOUNTING ARRANGEMENT

- Heavy-duty fabricated steel base raised for forklift access
- Anti-Vibration mounting pads
- Complete OSHA guarding
- Three-way valves to allow connection of auxiliary fuel tank
- UL listed single walled fuel tank base with 24 hour minimum fuel supply.
- Containment area for oil, coolant and fuel spill.

SOUND ATTENUATED ENCLOSURE

- Fully weatherproof sound attenuated enclosure with internal exhaust silencer
- Highly corrosion resistant construction
 - Body made from sheet steel components pretreated with zinc phosphate prior to polyester powder coating at 200° C (392° F)

FEATURES (CONT'D)

AUTOMATIC VOLTAGE REGULATOR

- Voltage within the limits of $\pm 0.5\%$ for 3 Phase and $\pm 1\%$ for Single Phase operation at steady state from no load to full load

EQUIPMENT FINISH

- All electroplated hardware
- Anti-corrosive protection prior to painting
- High gloss polyurethane paint for durability and scuff resistance

QUALITY STANDARDS

- IEC60034, EN61000-6, NEMA MG-1.22

DOCUMENTATION

- Operation and maintenance manuals provided
- Wiring diagrams included

WARRANTY

- All equipment carries full manufacturers warranty

OPTIONAL EQUIPMENT*

ENGINE

- Electronic governor
- Fuel tank – UL listed double wall tank base with 24 hour minimum supply
- Battery charger

GENERATOR

- Anti-condensation heater 110-120V AC

COOLING SYSTEM

- Coolant heater 110-120V AC

TRAILER

- Single axle, hydraulic or electric brake

MISCELLANEOUS ACCESSORIES

- Additional operator's manual pack
- French or Spanish language labels

EXTENDED SERVICE COVERAGE

- Extended service coverage available

*Some options may not be available on all models. Not all options are listed.

XQ20

Materials and specifications are subject to change without notice.

| Generator Set Technical Data — 1800 rpm/60 Hz | | | Standby | | Prime | |
|---|---------------------|-----------------------|---------|---------|-------|---------|
| Power Rating* | kW | (kVA) | 20 | (25) | 18 | (22.8) |
| Lubricating System Type: Full Pressure Oil Filter: Spin-On, Full Flow Oil Cooler: Water Cooled Oil Type Required: API CF-4 Total Oil Capacity Oil Pan | L | (U.S. gal) | 10.6 | (2.8) | 10.6 | (2.8) |
| | L | (U.S. gal) | 8.9 | (2.45) | 8.9 | (2.45) |
| Fuel System Fuel Filter Type: Replaceable Element Generator Set Fuel Consumption | | | | | | |
| 100% Load | L/hr | (G/hr) | 6.5 | (1.7) | 5.8 | (1.5) |
| 75% Load | L/hr | (G/hr) | 4.9 | (1.3) | 4.5 | (1.2) |
| 50% Load | L/hr | (G/hr) | 3.6 | (1.0) | 2.3 | (0.9) |
| Fuel Tank Capacity | L | (U.S. gal) | 171 | (45) | 171 | (45) |
| Running Time at 100% load | Hours | | 26+ | | 29+ | |
| Cooling System Water Pump Type: Centrifugal Radiator System Capacity Including Engine Minimum Temperature to Engine Temperature Rise Across Engine Heat Rejected to Coolant at Rated Power Radiator Fan Load | L | (U.S. Gal) | 8.7 | (2.3) | 8.7 | (2.3) |
| | °C | (°F) | 76 | (169) | 76 | (169) |
| | °C | (°F) | 7.5 | (13.5) | 7.5 | (13.5) |
| | kW | (Btu/min) | 19.9 | (1,132) | 22.2 | (1,263) |
| | kW | (hp) | 0.4 | (0.54) | 0.4 | (0.54) |
| Air Requirements Combustion Air Flow Maximum Air Cleaner Restriction Radiator Cooling Air Generator Cooling Air | m ³ /min | (cfm) | 1.7 | (61) | 1.7 | (61) |
| | kPa | (in H ₂ O) | 3.0 | (12) | 3.0 | (12) |
| | m ³ /min | (cfm) | 44.4 | (1,568) | 44.4 | (1,568) |
| | m ³ /min | (cfm) | 10.8 | (382) | 10.8 | (382) |
| Exhaust System Exhaust Backpressure (Measured) Exhaust Flow at Rated kW Exhaust Temperature at Rated kW — Dry Exhaust | kPa | (in Hg) | 10.0 | (3.0) | 10.0 | (3.0) |
| | m ³ /min | (cfm) | 4.8 | (168) | 4.3 | (153) |
| | °C | (°F) | 510 | (950) | 440 | (824) |
| Generator Set Noise Rating** (With enclosure) at 7 m (23 ft) | dB(A) | | 63 | | 62 | |

*Three phase power rating
**dBA levels are for guidance only

SPECIFICATIONS

GENERATOR

Voltage Regulation ± 0.5% 3 Phase at steady state from no load to full load
 Frequency Regulation ± 0.85% for constant load from no load to 100% load
 Waveform Distortion THD <4.0%, at no load
 Radio Interference Compliance with EN61000-6
 Telephone Interference TIF <50, THF <2%
 Overspeed Limit 2250 rpm
 Insulation Class H
 Temperature Rise Within Class H limits
 Available Voltages 480/277 Volt 3 phase, 208/120 Volt 3 phase, 240/120 Volt single phase
 Deration Consult factory for available outputs
 Ratings At 25° C (77° F), 100 m (328 ft), 30% humidity, 0.8 pf (3-Phase), 1.0 pf (1-Phase)

ENGINE

Manufacturer Caterpillar®
 Model C2.2
 Type 4-Cycle
 Aspiration NA
 Cylinder Configuration In-line 4
 Displacement — L (in³) 2.2 (135)
 Bore — mm (in) 84 (3.3)
 Stroke — mm (in) 100 (3.9)
 Compression ratio 23.3
 Governor
 Type Mechanical
 Class Class A1
 Air cleaner type Dry, replaceable paper element, type with restriction indicator
 Piston speed — m/sec (ft/sec) 6.0 (19.7)
 Engine speed — rpm 1800
 Maximum power at rated rpm — kW (hp)
 Standby 24.3 (33)
 Prime 22 (30)
 BMEP — kPa (psi)
 Standby 731 (106)
 Prime 658 (96)

CONTROL PANEL

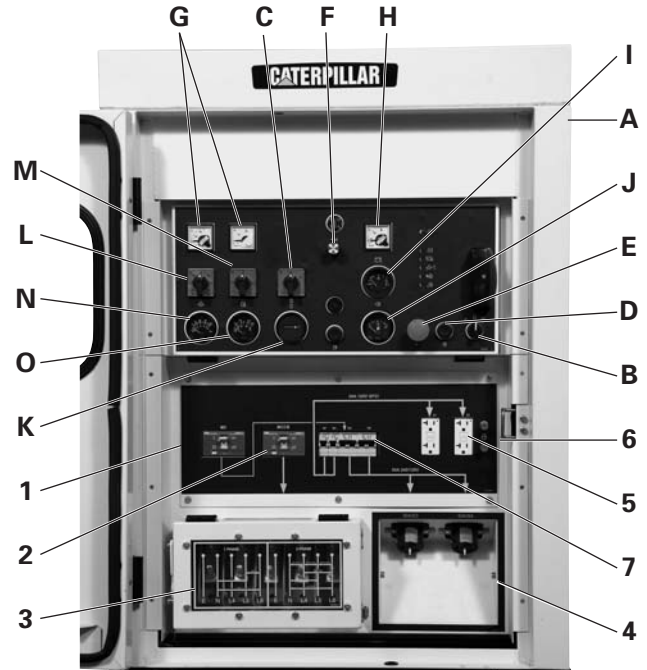
- A** NEMA 1 steel enclosure with hinged lockable door and viewing window.
- B** Off/auto/run switch.
- C** Panel light ON/OFF switch.
- D** Pre-heat pushbutton.
- E** Red emergency stop pushbutton.
- F** Voltage adjust potentiometer.
- G** Voltmeter and ammeter.
- H** Frequency meter.
- I** Battery voltage indicator.
- J** Fuel, level display with momentary activation pushbutton.
- K** Hours run meter.
- L** 7 position voltmeter phase selector switch.
- M** 4 position ammeter phase selector switch.
- N** Oil pressure gauge.
- O** Water temperature gauge.

OTHER FEATURES

- Shutdowns: high coolant temperature/low coolant level, low oil pressure, overcrank, overspeed.
- Low fuel level/fuel tank leak alarm.
- Printed circuit board control logic.
- Autostart standard.
- Cycle cranking with 3 adjustable time crank/rest periods.
- Battery charger, 5 Amp constant voltage, UL listed (optional).

DISTRIBUTION PANEL

- 1** 3 pole, 100 Amp molded case circuit breaker (M5) with solid neutral UL/CSA listed with shunt trip. Provides thermal and magnetic overload protection when using receptacles.
- 2** 3 Pole, 100 Amp MCCB with solid neutral, UL/CSA listed with shunt trip. Integral trip unit for thermal and magnetic overload protection when using main bus connections.

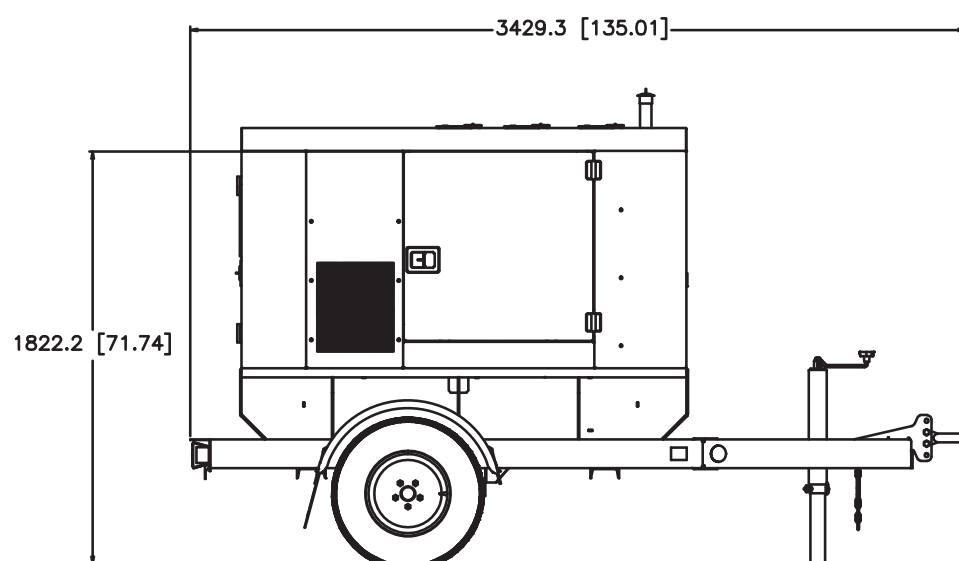
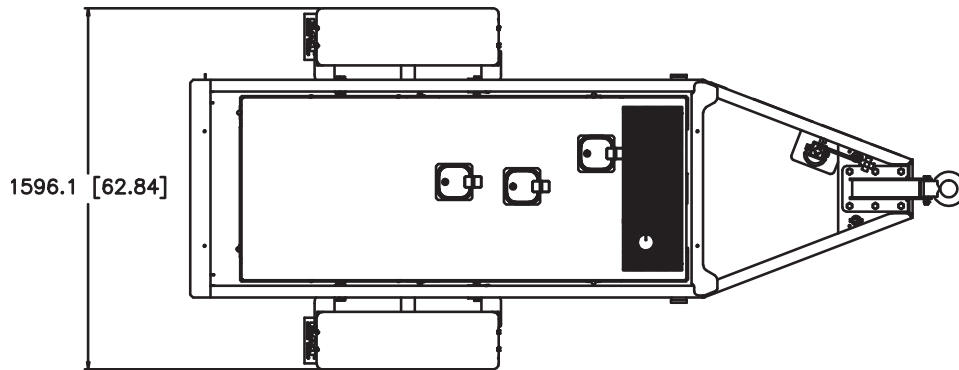


- 3** Main bus connection studs for 1 phase and 3 phase enclosed with hinged transparent cover. Includes safety lockout feature to keep unit from operating with the door open.
- 4** 2 — Single phase — California style Twistlocks, 50 Amps @ 208 Volt phase to phase, 120 Volt phase to neutral (adjustable to 240/139) or 240/120 single phase when operating in single phase voltage position.
- 5** 2 — Single phase — GFCI Duplex receptacles, 20 Amps @ 120 Volts.***
- 6** Remote start contact terminals.
- 7** Individual circuit breaker protection for receptacles, also act as on/off switches.

*** Receptacles not for use with unit operating at 480/277V or 240/139V 3 phase.

XQ20
STANDBY
PRIME
60 Hz

20 kW
18 kW



| Model | Length mm (in) | Width mm (in) | Height mm (in) | Weight | |
|-------------------|-------------------|------------------|-------------------|---------------------------------------|---|
| | | | | With Lube Oil & Coolant kg (lb) | With Fuel, Lube Oil & Coolant kg (lb) |
| XQ20 | 1980 (78) | 820 (32.3) | 1555 (61.2) | 1020 (2,248) | 1166 (2,571) |
| XQ20 with trailer | 3429 (135) | 1596 (62.8) | 1822 (71.7) | 1253 (2,761) | 1399 (3,084) |

RATING DEFINITIONS

Standby — Applicable for supplying continuous electrical power (at variable load) in the event of a utility power failure. No overload is permitted on these ratings. The generator on the generator set is peak prime rated (as defined in ISO8528-3) at 86° F.

Prime — Applicable for supplying continuous electrical power (at variable load) in lieu of commercially purchased power. There is no limitation to the annual hours of operation and the generator set can supply 10% overload power for 1 hour in 12 hours.

Information contained in this publication may be considered confidential.

Discretion is recommended when distributing.

Materials and specifications are subject to change without notice.

CAT, CATERPILLAR, their respective logos, "Caterpillar Yellow," the "Power Edge" trade dress, as well as corporate and product identity used herein, are trademarks of Caterpillar and may not be used without permission.

Market: N. America

LEHE5041-06 (10-09)

www.Cat-ElectricPower.com

© 2009 Caterpillar
 All Rights Reserved.
 Printed in U.S.A.